



Clean Line Weights




These lines are at risk for bridging. Both thin and thick lines can bridge if not enough space in between.



These lines do not overpower adjacent open space and will stamp cleanly.

Line Weight Range

We can typically stamp clean lines from 1pt to 18pt. 18pt is the functional max boldness for line or solid.



1pt18pt

18pt Max
drag to measure

Avoid Bold Areas over 18 point

If you have solid shapes larger than this 18pt reference dot, those areas pose a risk for bubbles or dropouts in the foil.

Stampable Area

Is the total amount of foil coverage per layer/die. Foil coverage can not exceed 7 sq/in per Layer

Base Plastic Foils

001 Black

002 Metallic Fade (Assorted Colors)

010 Light Blue Metallic

011 Teal Metallic

012 Blue Metallic

013 Dark Blue Metallic

020 Green Metallic

021 Emerald Metallic

022 Light Green Metallic

030 Orange Metallic

040 Red Metallic

041 Dark Red Metallic

050 Pink Metallic

060 Lavender Metallic

061 Purple Metallic

070 Copper

071 Brown Metallic

072 Gold Metallic

073 Brushed Gold

080 Silver Metallic

081 Brushed Silver

082 Gun Metal

Premium Plastic Foils (Includes all Base foils)

210 Holo Blue

211 Light Blue Shatter

212 Dark Blue Shatter

213 Blue Flowers

214 Blue Lines

220 Green Shatter

221 Digi Green

222 Holo Green

240 Red Lines

241 Red Shatter

243 Red Sparkle

250 Pink Shatter

251 Holo Pink

252 Pink Hearts

260 Purple Lasers

270 Lemon Grass

271 Holo Gold

272 Gold Lines

273 Gold Shatter

274 Gold Sparkle

275 Gold Hex

280 Holo Silver

281 Silver Shatter

282 Silver Swirl

283 Silver Sparkle

284 Silver Squares

285 Silver Stars

286 Silver Lines

287 Money

290 Thin Rainbow

291 Thick Rainbow

292 Holo Rainbow

293 Jellybean

294 Wonderbread

295 Blue/Pink Stripes

296 Yellow/Pink Stripes

300 Translucent

301 Zebra

302 Silver Leopard

304 Woodgrain

305 Scales


306 Copper Pebbles

307 Diamond Plate

308 Chrome Stars

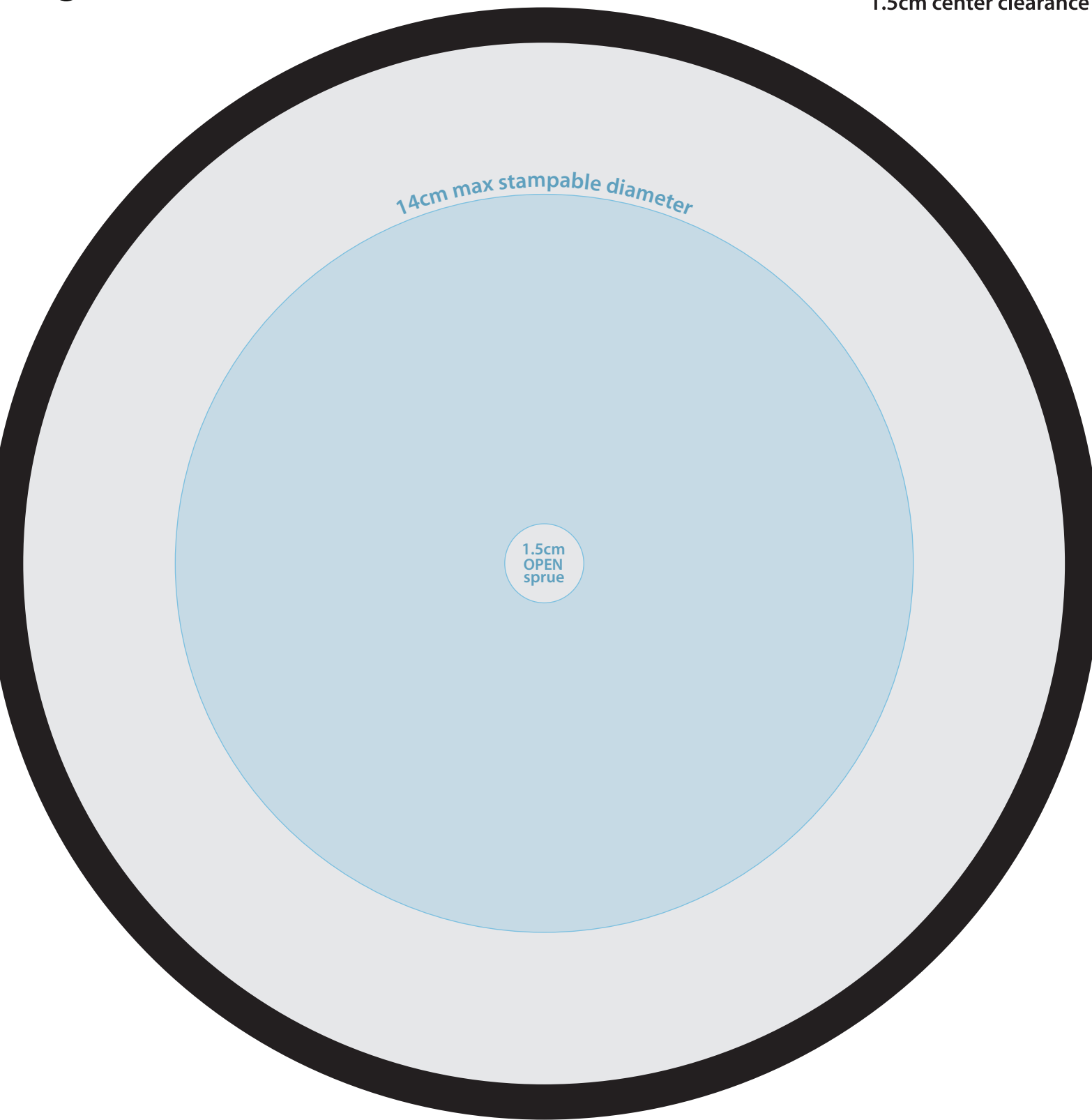
309 Carbon Fiber

310 Dark Stars



Custom Stamping Template

21.1cm disc shown
14cm stampable diameter
1.5cm center clearance



Double andTripleStamping

Up to 3 dies can be precision aligned for a fantastic multi-foil, multi-color effect. Our industry-leading multi-foil stamping process allows far greater creative flexibility than ever before within the classic hotstamping format.

Please Note, additional die charges and stamping fees will apply.

Follow the tips below for clean-stamping text that retains your intended design.

“Outline” Your Fonts





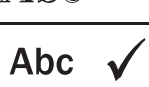





If your design uses fonts, your final prep should include “Outlining” type. This changes your font-dependent editable text into vector shapes. To outline your type for stamping, use the **Type > Create Outlines** menu item on all text.

Font Choice Tips for Readable Small Text

We recommend no smaller than 10pt text for readability and clean lines.

		Thin lines in close proximity will bridge together and fill gaps. These fonts would lose definition and stamp too bold.
		Thin lines and decorative gaps may cause pressure dropouts. These fonts thinner lines would drop, unless stamped too bold.
		Smaller fonts should have an even line width and clear definition.

Use of the Following is Prohibited:

- MVP, Axiom, or Streamline Logos
- Names of Molds or Plastic Types
- Flight Numbers



Save & Upload

Your custom stamp order form at

mvpdiscsports.com/orders

- ☒ Lines within spec (1pt - 18pt)
- ☒ Solid areas within spec (18pt max)
- ☒ Fonts Outlined (no editable text)
- ☒ Fonts clear and legible (10pt+)